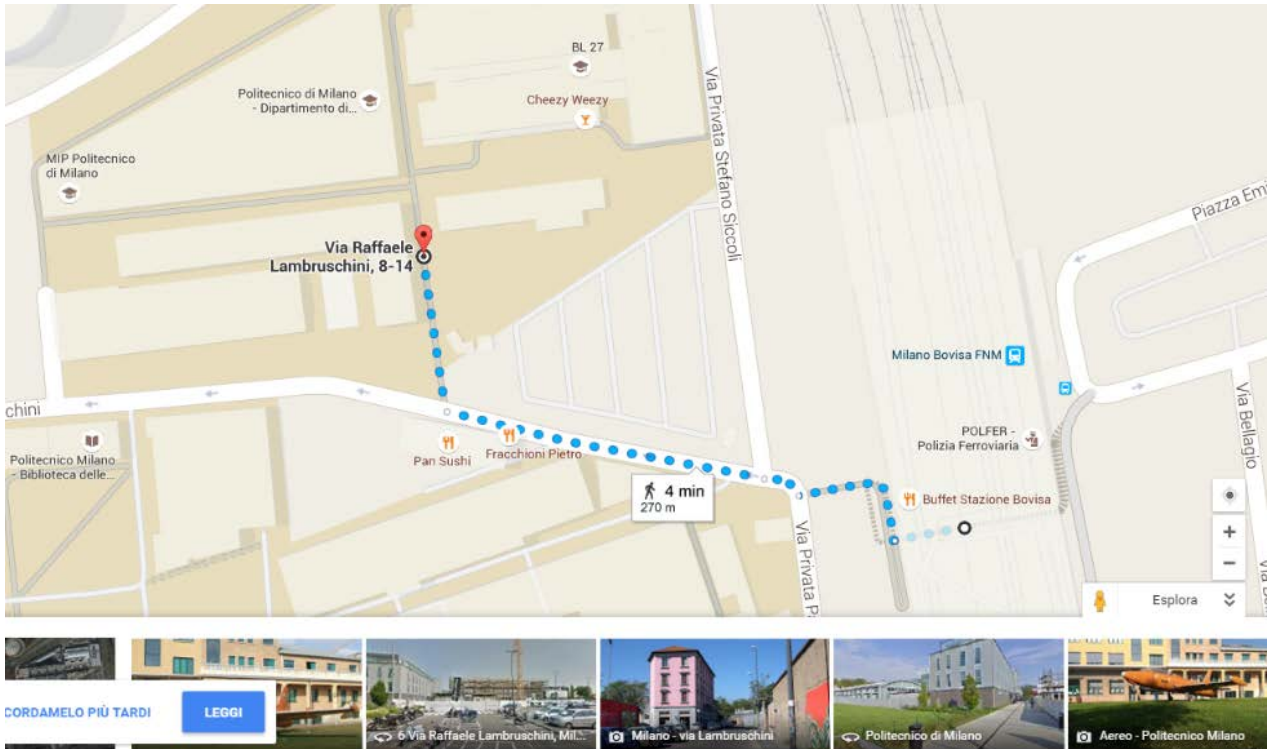


# Moving at Milan

from Bovisa station to Department of Energy

1. Go out of the station
2. Turn right and take the ladder
3. Cross the car parking and go towards the B25 building




### from **Milano Malpensa** to **Bovisa Politecnico**

1. Take the *Malpensa Express* till Bovisa Politecnico
2. The train continues towards Milano Centrale or Milano Cadorna

#### *TICKETS NEEDED*

- 1 Trenord ticket to Malpensa (12€)


### from **Milano Linate** to **Bovisa Politecnico**

1. Take the **Air Bus** till Milano Centrale. After 6:15 a.m., there is an **Air Bus** every 30 minutes till 20:15. After 21:00, there is an **Air Bus** every 30 minutes till 23:00.
3. Follow the direction for Underground **green line M2** till Cadorna stop. The underground lines are indicated with a green sign - .
4. At Cadorna, follow the indication to reach the Train Station in the immediate surface out of the underground.
5. **Every train** which departs from Cadorna, **apart for Malpensa Express**, stops at Bovisa Train Station (it is the second stop, after “Domodossola”).

#### *TICKETS NEEDED*

- 1 AIR BUS TICKET (5€); you can take the ticket directly on board.
- 1 URBANO (1.5€) which allows you to take the train and the underground;

### from **Bergamo Orio al Serio** to **Bovisa Politecnico**


1. Take the **Orio Shuttle** till Milano Centrale.
2. Follow the direction for Underground **green line M2** till Cadorna stop. The underground lines are indicated with a green sign - .
3. At Cadorna, follow the indication to reach the Train Station in the immediate surface out of the underground.
4. **Every train** which departs from Cadorna, **apart for Malpensa Express**, stops at Bovisa Train Station (it is the second stop, after “Domodossola”).

#### *TICKETS NEEDED*

- 1 ORIO SHUTTLE TICKET (4 or 5€); you can take the ticket directly on board.
- 1 URBANO (1.5€) which allows you to take the train and the underground;

## from **Milan** to **Bovisa Politecnico**


There are many solutions for reaching Milano Bovisa train station. We suggest the following one:

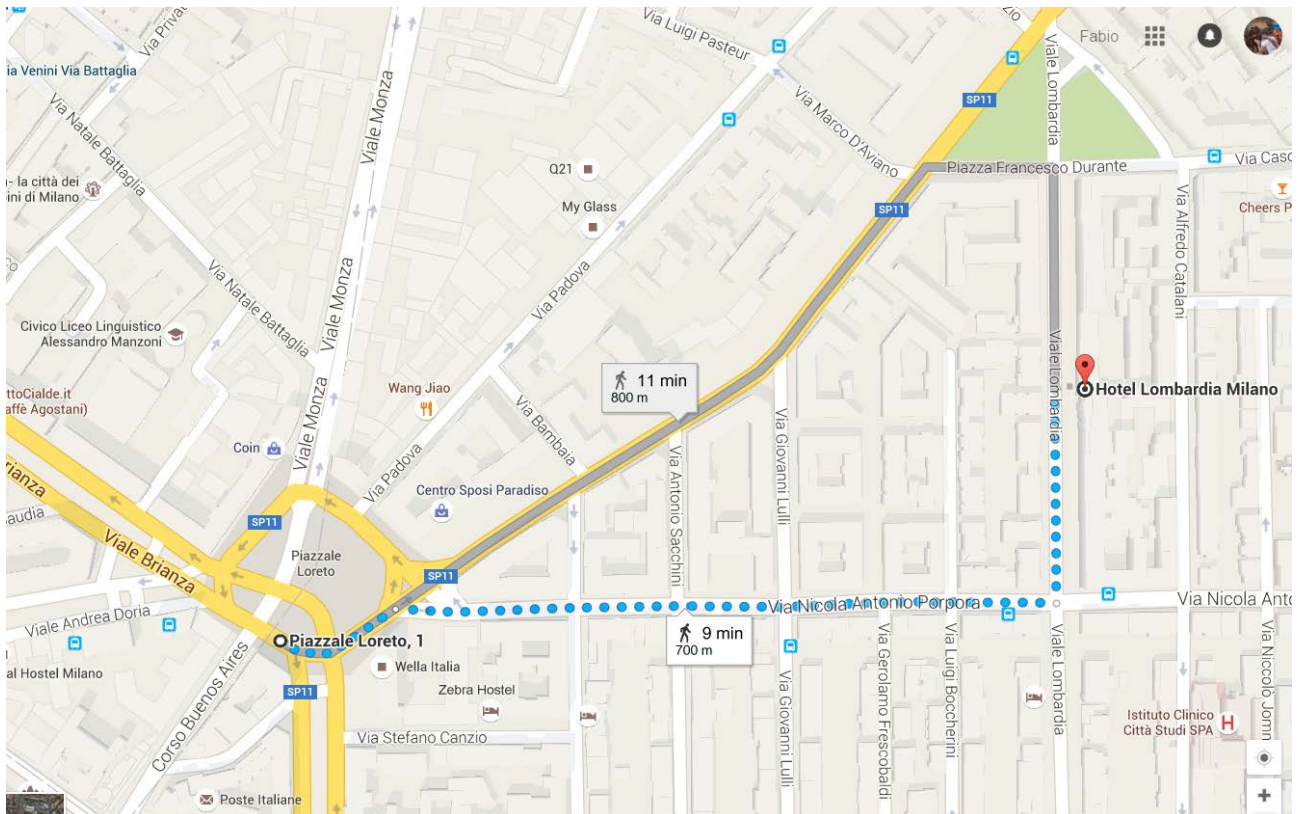
5. Take the **red line M1** or **green line M2** till Cadorna stop. The underground lines are indicated with a white M on red signs - .
6. At Cadorna, follow the indication to reach the Train Station in the immediate surface out of the underground.
7. **Every train** which departs from Cadorna, **apart for Malpensa Express**, stops at Bovisa Train Station (it is the second stop, after “Domodossola”).

### *TICKETS NEEDED*

- 1 URBANO (1.5€) which allows you to take the underground and the train. NB: You need 2 tickets (3€) for the round trip.

### from **Hotel Lombardia** to **Bovisa Politecnico**

1. Hotel Lombardia is in Viale Lombardia, 74/76, 20131 Milano
2. 9 minutes on foot for reaching Piazzale Loreto and the Underground (indicated with a white M on red signs - )



3. Take the **red line M1** or **green line M2** till Cadorna stop.
4. At Cadorna, follow the indication to reach the Train Station in the immediate surface out of the underground.
5. **Every train** which departs from Cadorna, **apart for Malpensa Express**, stops at Bovisa Train Station (it is the second stop, after “Domodossola”).

#### **TICKETS NEEDED**

- 1 URBANO (1.5€) which allows you to take the underground and the train. NB: You need 2 tickets (3€) for the round trip

from **Bovisa Politecnico** to **Milano Malpensa**

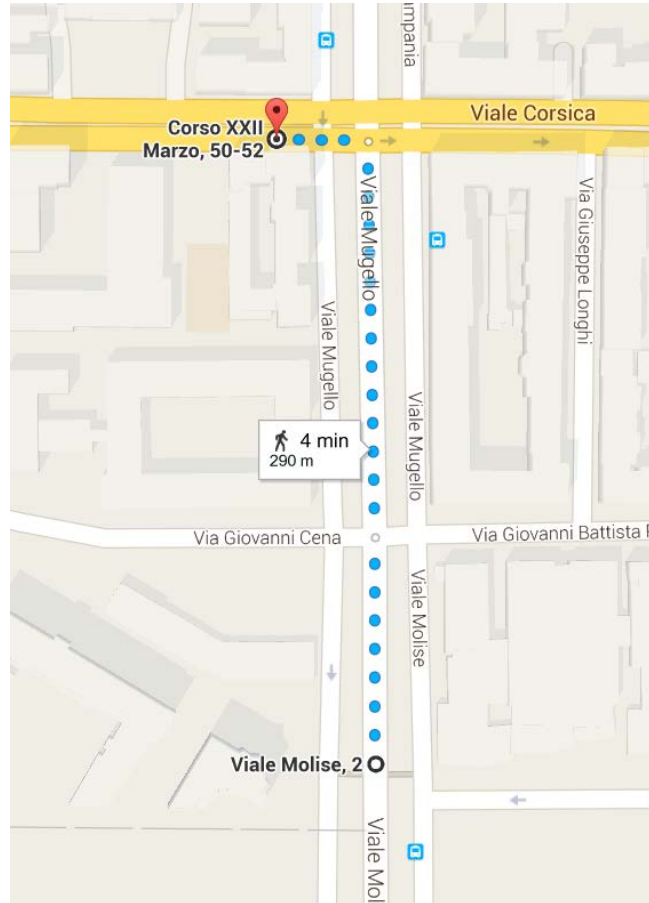
8. At Bovisa Train Station, take a train with destination to MALPENSA AEROPORTO
9. Malpensa is the third stop from Bovisa

*TICKETS NEEDED*

- 1 TreNord ticket to Malpensa (12€)

### from **Bovisa Politecnico** to **Milano Linate**

1. At Bovisa Train Station take a train with destination to PAVIA or ROGOREDO or LODI
2. Get off at Porta Vittoria stop
3. Reach on foot Viale Corsica and take the 73 line bus till Milano Linate

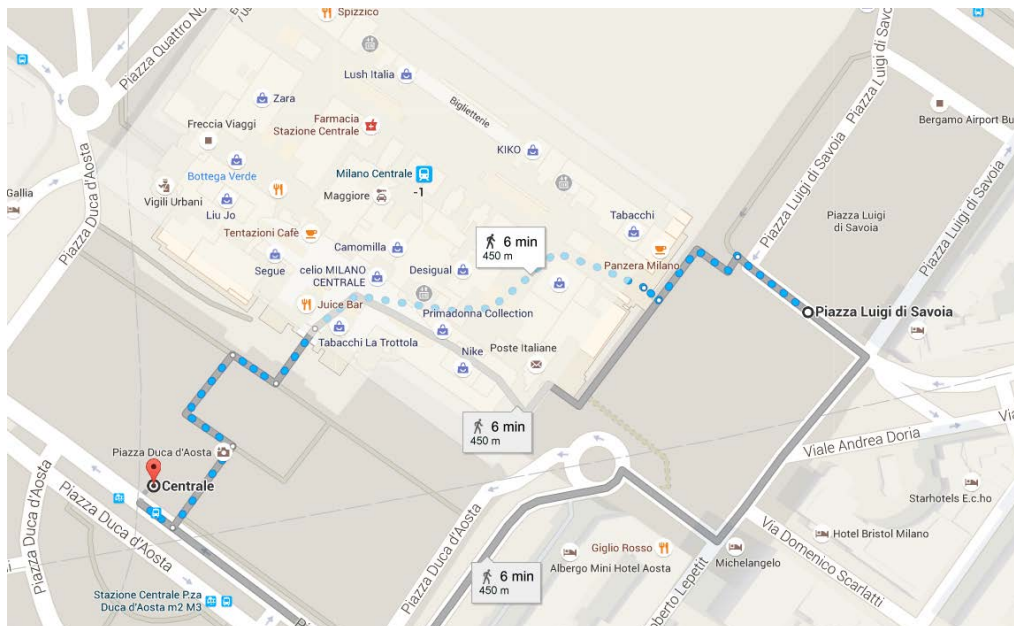


#### **TICKETS NEEDED**

- 1 URBANO (1.5€) which allows you to take the train and the bus.

#### **Otherwise:**

1. At Bovisa Train Station take a train with destination to PAVIA or ROGOREDO or LODI
2. Get off at Porta Garibaldi stop (2 stops after Bovisa)
3. Follow the direction for Underground **green line M2**
4. Take the underground till CENTRALE stop (direction Cologno Nord or Gessate)
5. Reach Piazza Luigi di Savoia on foot and take the **Air Bus** till Milano Linate. After 6:15 a.m., there is an **Air Bus** every 30 minutes till 20:15. After 21:00, there is an **Air Bus** every 30 minutes till 23:00.



### TICKETS NEEDED

- 1 URBANO (1.5€) which allows you to take the train and the underground;
- 1 AIR BUS TICKET (5€); you can take the ticket directly on board.

from **Bovisa Politecnico** to **Bergamo Orio al Serio**


1. At Bovisa Train Station take a train with destination to PAVIA or ROGOREDO or LODI
2. Get off at Porta Garibaldi stop (2 stops after Bovisa)
3. Follow the direction for Underground **green line M2**
4. Take the underground till CENTRALE stop (direction Cologno Nord or Gessate)
5. Follow the indication for *bus to airport*. Take the **Orio Shuffle** till Bergamo Orio al Serio

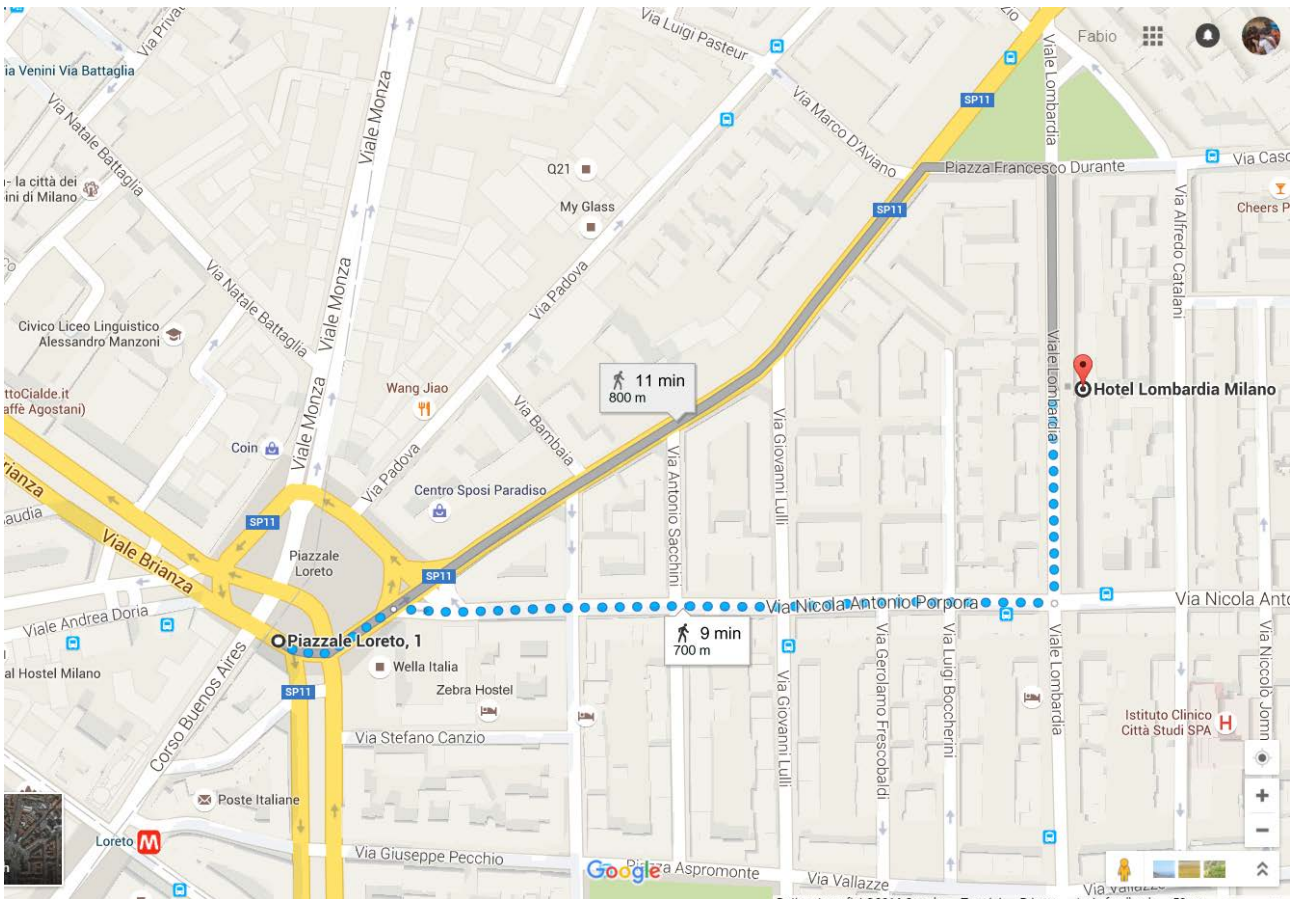
**TICKETS NEEDED**

- 1 ORIO SHUTTLE TICKET (4 or 5€); you can take the ticket directly on board.
- 1 URBANO (1.5€) which allows you to take the train and the underground;



## from **Hotel Lombardia** to **Milano Malpensa**

1. Hotel Lombardia is in Viale Lombardia, 74/76, 20131 Milano
2. 9 minutes on foot for reaching Piazzale Loreto and the Underground (indicated with a white M on red signs - )



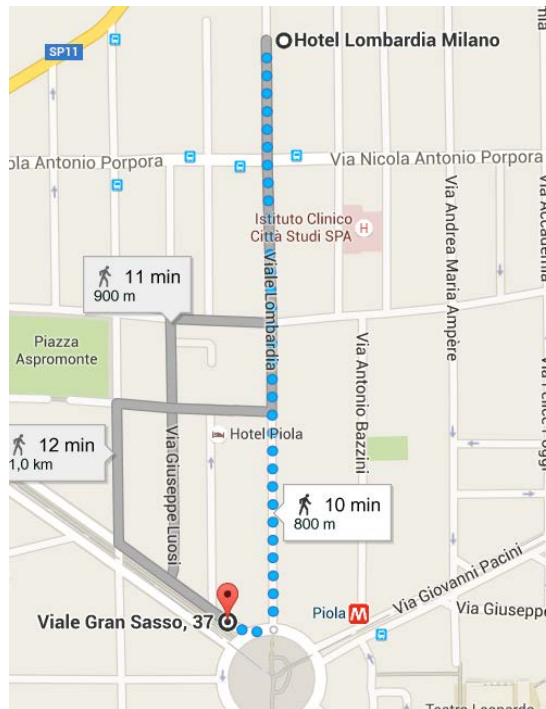
3. Take the **red line M1** till Cadorna stop.
4. At Cadorna, follow the indication to reach the Train Station in the immediate surface out of the underground.
10. At Cadorna, take a train with destination to **MALPENSA AEROPORTO**
11. Malpensa is the fourth stop from Bovisa

### **TICKETS NEEDED**

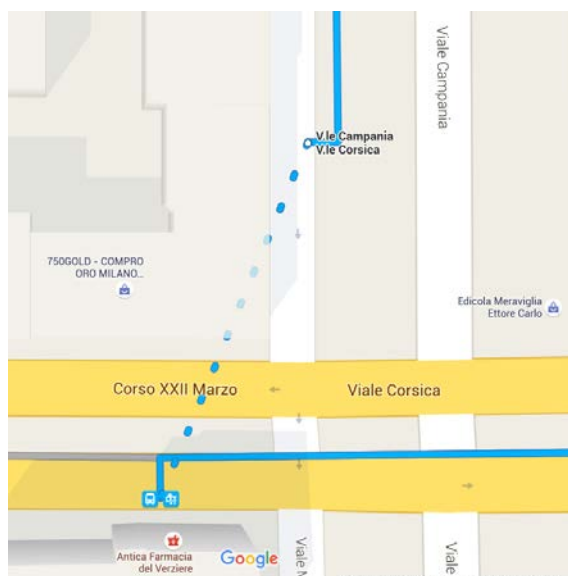
- 1 URBANO (1.5€) which allows you to take the underground till Cadorna
- 1 Trenord ticket to Malpensa (12€)

### from **Hotel Lombardia** to **Milano Linate**

1. Hotel Lombardia is in Viale Lombardia, 74/76, 20131 Milano
2. 10 minutes on foot for reaching Piazzale Piola



3. Take the 90 line bus till Viale Campania – 7 stops
4. At Viale Campania, cross the road and reach Viale Corsica




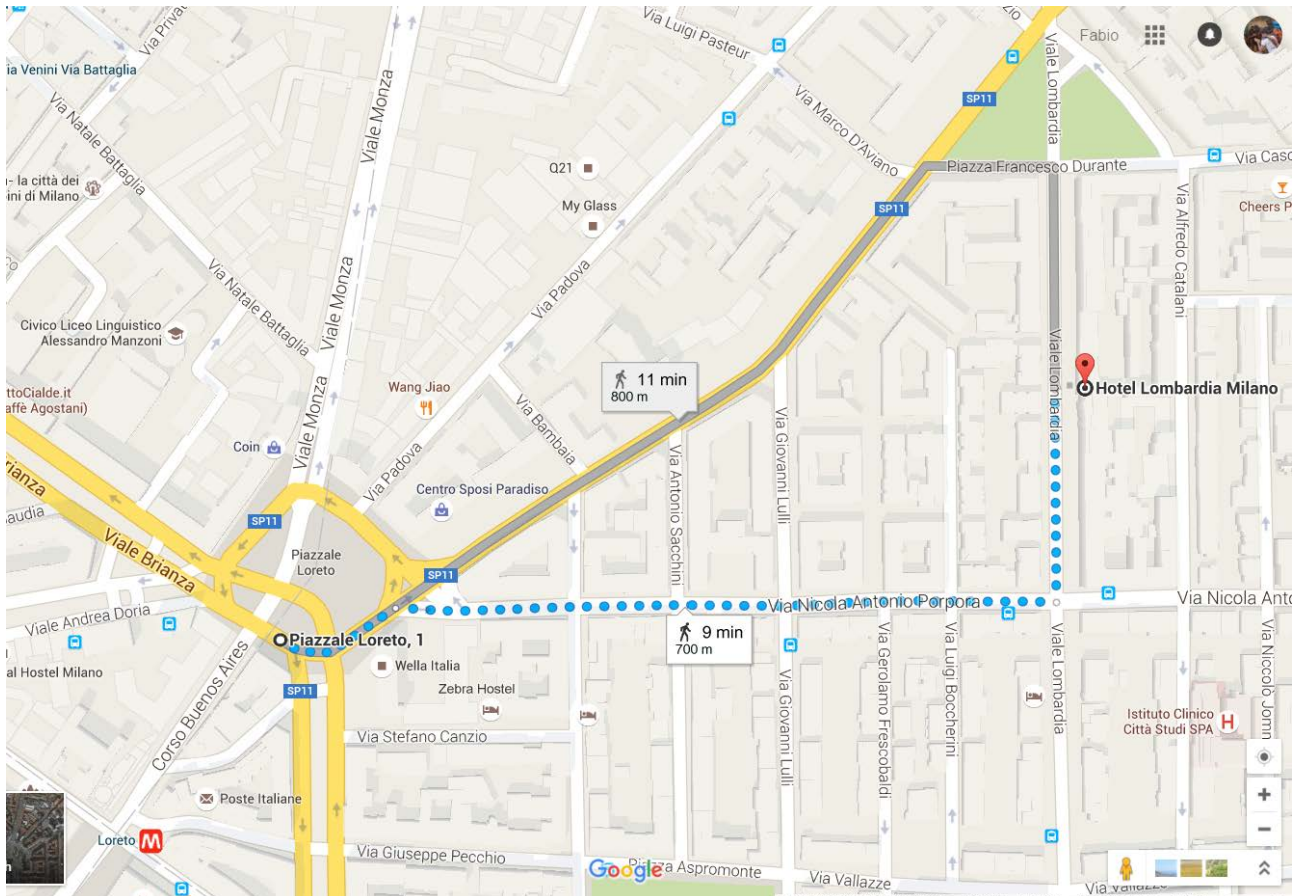
5. Take the 73 line bus till Milano Linate

### *TICKETS NEEDED*

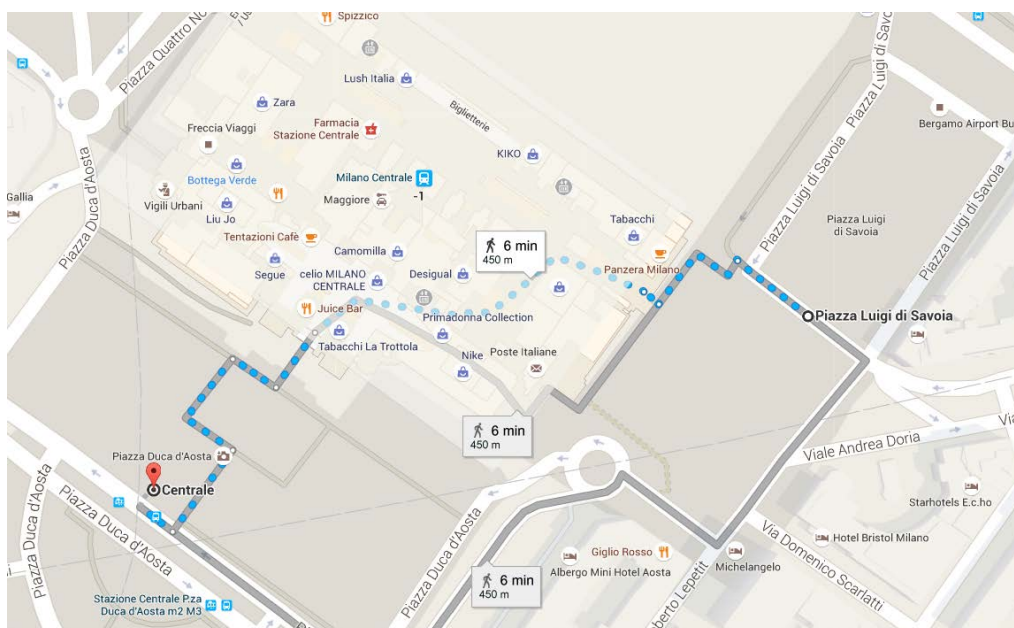
- 1 URBANO (1.5€) which allows you to take the two buses

### Otherwise:

1. Hotel Lombardia is in Viale Lombardia, 74/76, 20131 Milano
2. 9 minutes on foot for reaching Piazzale Loreto and the Underground (indicated with a white M on red signs - )



3. Take the **green line M2** till CENTRALE stop.
6. Reach Piazza Luigi di Savoia on foot and take the **Air Bus** till Milano Linate. After 6:15 a.m., there is an **Air Bus** every 30 minutes till 20:15. After 21:00, there is an **Air Bus** every 30 minutes till 23:00.



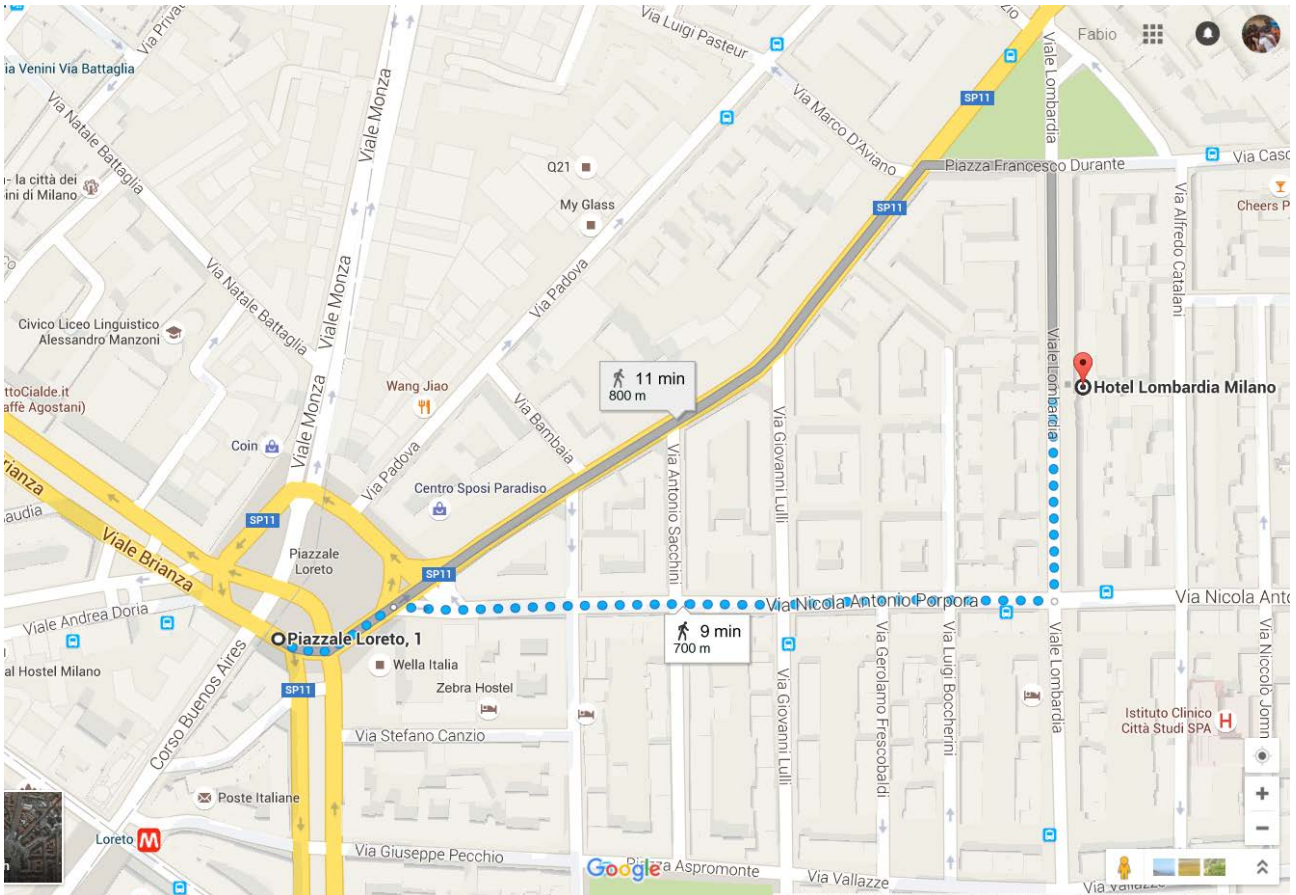
#### *TICKETS NEEDED*

- 1 URBANO (1.5€) which allows you to take the train and the underground;
- 1 AIR BUS TICKET (5€); you can take the ticket directly on board.



### from **Hotel Lombardia** to **Bergamo Orio al Serio**

1. Hotel Lombardia is in Viale Lombardia, 74/76, 20131 Milano
2. 9 minutes on foot for reaching Piazzale Loreto and the Underground (indicated with a white M on red signs - **M**)



3. Take the **green line M2** till CENTRALE stop.
4. Follow the indication for **bus to airport**. Take the **Orio Shuffle** till Bergamo Orio al Serio

### TICKETS NEEDED

- 1 URBANO (1.5€) which allows you to take the train and the underground;
- 1 AIR BUS TICKET (5€); you can take the ticket directly on board.